

Further Developments on the Regioselective Synthesis of 3-Aroylindole Derivatives from C-Nitrosoaromatics and Alkynones: A Novel Synthetic Approach to Pravadoline, JWH-073, Indothiazinone Analogues and Related Compounds

Luca Scapinello¹, Federico Vavassori¹, Gabriella Ieronimo¹, Keshav L. Ameta^{2*}, Giancarlo Cravotto³, Marco Simonetti⁴, Stefano Tollari¹, Giovanni Palmisano¹, Kenneth M. Nicholas⁵, Andrea Penoni^{1*}, Angelo Maspero¹

¹Department of Science and High Technology, University of Insubria, Como, Italy

²Department of Chemistry, Sardar Patel University, Vallabh Vidyanagar, India

³Department of Drug Science and Technology, University of Turin, Turin, Italy

⁴School of Chemistry, University of Manchester, Manchester, UK

⁵Stephenson Life Sciences Research Center, Department of Chemistry and Biochemistry, University of Oklahoma, Norman, OK, USA

Email: *klameta77@hotmail.com, *andrea.penoni@uninsubria.it

How to cite this paper: Scapinello, L., Vavassori, F., Ieronimo, G., Ameta, K.L., Cravotto, G., Simonetti, M., Tollari, S., Palmisano, G., Nicholas, K.M., Penoni, A. and Maspero, A. (2022) Further Developments on the Regioselective Synthesis of 3-Aroylindole Derivatives from C-Nitrosoaromatics and Alkynones: A Novel Synthetic Approach to Pravadoline, JWH-073, Indothiazinone Analogues and Related Compounds. *International Journal of Organic Chemistry*, 12, 127-142. <https://doi.org/10.4236/ijoc.2022.123011>

Received: March 7, 2022

Accepted: September 20, 2022

Published: September 23, 2022

Abstract

An uncatalyzed and easily accessible synthetic approach for the preparation of 3-aroylindoles was investigated using nitrosoarenes and aromatic terminal ethynyl ketones. Indole derivatives were produced in good yields and excellent regioselectivity. Functionalizations of the indole products were carried out affording highly valuable and versatile compounds. The indolization protocol was studied as a fundamental step for the preparation of pravadoline and 1-butyl-3-(1-naphthoyl)indole (JWH-073), bioactive molecules showing antinociceptive properties.

Keywords

Nitrosoarenes, Alkynones, Indoles, Cycoaddition, Annulation

1. Introduction

Conjugated alkynones are generally known as an extremely useful and flexible class of organic compounds [1] [2] [3] [4] that can be used in a multiplicity of

Copyright © 2022 by author(s) and Scientific Research Publishing Inc. This work is licensed under the Creative Commons Attribution International License (CC BY 4.0).

<http://creativecommons.org/licenses/by/4.0/>



Open Access

reactions giving a deep variety of derivatives [5] [6] [7]. Their role as Michael acceptors was investigated and recently reviewed by different research groups [8] [9] [10] [11]. Although the feasibility to build heterocycles using conjugated carbonyl derivatives is well-known, a particular class of heterocyclic compounds accessed via chalcones and alkynones can also show biological activity [12]-[17]. In the last decades, nitroso(hetero)arenes have emerged as valuable precursors for the synthesis of heterocyclic rings [18] [19] [20]. Indole, which was nicely referred to as “*The Lord of the Rings*” [21] [22] [23], and indole derivatives are among the most developed and studied heterocycles found in nature. Research groups from both academia and industry introduced innovative synthetic approaches to achieve indolization [24]-[31], which are documented in numerous reviews and books [32]-[37]. Indole compounds have always received deep consideration for their relevant role in medicinal chemistry [38]-[43]. Particularly, 3-aryloindole derivatives [44] [45] [46] have attracted great attention due to their potential bioactivity (**Figure 1**), which has consequently propelled the introduction of novel synthetic routes in recent years [47] [48] [49] [50] [51].

2. Results and Discussion

Synthesis of Indole Compounds by Cycloaddition of Nitrosoaromatics with Alkynones

Our previous studies have led to the development of an innovative strategy for accessing the indole skeleton via cycloaddition of *C*-nitrosoaromatics with alkynes, starting from nitrosoarenes and conjugated aromatic alkynes [52] [53] [54] [55] [56]. By these method indoles, *N*-hydroxyindoles and *N*-alkoxyindoles are produced in moderate to good yields in a very atom-economical fashion. A major drawback of our procedure was the requirement of a stoichiometric excess of the alkyne coupling partner. However, when investigating ethynylpyrimidines for the synthesis of meridianins and related compounds [57], which are known as kinase inhibitors [58], an equimolar ratio between the nitrosoarene and the alkyne could be used.

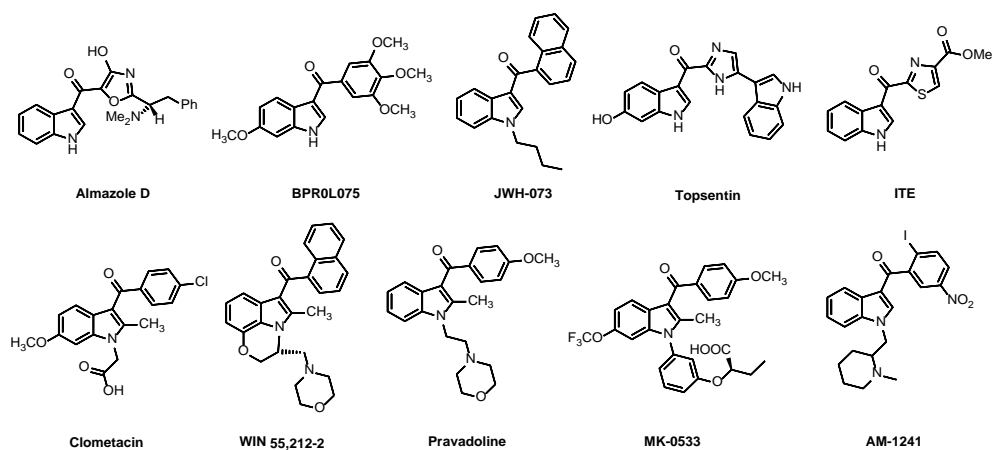


Figure 1. Synthetic and natural bioactive 3-(hetero)aryloindole compounds.

In our more recent work describing the synthesis of 3-aryloindoles with conjugated alkynones and nitrosoarenes, the optimal 1:1 stoichiometric ratio between the two coupling partners was also achieved [59] [60] [61]. Thus, the use of conjugated alkynones instead of simple aromatic alkynes has dramatically improved our indolization strategy. Alkynones can be easily prepared by oxidation of the corresponding alkynols, which, in turn, are obtained from aromatic aldehydes and ethynylmagnesium bromide. *C*-Nitrosoaromatics are instead easily accessible *via* oxidation of the corresponding anilines with different oxidizing agents (Oxone[®] [62], Na₂WO₄-H₂O₂ [63], Mo(O)₂(acac)-H₂O₂ [64], Selenium derivatives [65]).

Herein, we report a more comprehensive investigation of the substrate scope with respect to both nitrosoarenes and (hetero)arylalkynones coupling partners for our recently disclosed strategy for accessing (*N*-hydroxy)-3-aryloindole derivatives. Moreover, the synthetic versatility of some targeted compounds deriving from our indolization method was also demonstrated by their consequent functionalisation, achieving valuable molecular diversity.

In **Table 1**, novel combinations of nitrosoarenes and conjugated arylalkynones were investigated, affording *N*-hydroxy-3-aryloindole compounds and, in some cases, simple 3-aryloindoles. Although the reason behind N-OH/N-H selectivity is still under investigation in our laboratories, while nitrosoarenes that bear highly electron-withdrawing (EWG) groups preferentially yield *N*-OH-3-aryloindoles (entries 1-6, 13), nitrosoarenes with moderately EW substituents or EDGs afford either mixtures of N-OH and N-H compounds (entries 8, 10, 12) or selectively 3-aryloindoles (entries 7, 9, 11). To the best of our knowledge, this single-step procedure represents a synthetic shortcut to generate 3-aryloindoles via the simultaneous formation of new C-N and C-C bonds.

Exploring different alkynone substrates **19a - k** to broaden the scope of the reaction, we then used heteroarenes and other arenes with terminal alkynyl ketone motifs and fragments. Indole derivatives were produced regioselectively and in moderate to good yields (**Table 2**). The structure of the indole products was determined by spectroscopic data. Recently, a X-ray characterization led us to determine the regioselectivity of the reaction and results were detected here by analogy [60]. The indole compounds were collected as the major products, together with the azoxyarene by-products that originate from the reductive dimerization of nitrosoarenes [66]. Most of the products of this substrate scope survey show promise to be further functionalized. Our future and next study will be to employ the annulation of nitrosoarenes with alkynones for the total synthesis of high valuable compounds, natural products, and interesting frameworks with potential bioactivity. Compounds that are formed by the reactions of alkynones with 4-nitronitrosobenzene and other electron-poor *C*-nitrosoaromatics generally precipitated from the reaction mixture affording *N*-hydroxyindoles as major products [61]. Pictures and photos of used reactants and afforded products are reported in **Supplementary Materials**.

Table 1. Nitrosoarene-alkynone cycloaddition reactions.

X and Y = EWG and EDG; R = OH, H

Entry ^a	ArN=O	X	ArC(O)C≡CH	Y	R	Prod.	Yield (%)
1	1a	4-NO ₂	2a	H	OH	3	54 ^{b,c}
2	1a	4-NO ₂	2b	2-Br	OH	4	52 ^{b,c}
3	1a	4-NO ₂	2c	2-I	OH	5	37 ^{b,c}
4	1b	4-COOH	2a	H	OH	6	62 ^{c,d,e}
5	1b	4-COOH	2b	2-Br	OH	7	50 ^{d,f}
6	1b	4-COOH	2d	3-NO ₂	OH	8	84 ^{c,d}
7	1c	4-CN	2a	H	H	9	41 ^f
8	1d	4-Br	2a	H	OH	10	15 ^f
	1d	4-Br	2a	H	H	11	35 ^f
9	1e	4-CF ₃	2a	H	H	12	33 ^f
10	1f	4-Cl	2a	H	OH	13	15 ^f
	1f	4-Cl	2a	H	H	14	36 ^f
11	1a	4-NO ₂	2e	2-NO ₂	H	15	48 ^{e,f}
12	1g	4-CH ₃	2a	H	OH	16	23 ^f
	1g	4-CH ₃	2a	H	H	17	15 ^f
13	1h	2-NO ₂	2a	H	OH	18	46 ^f

^aAll the reactions, unless otherwise specified, were carried out using ArN=O (1 mmol) and ArC(=O)C≡CH (1 mmol) in 10 - 15 ml of toluene; ^bthis reaction was carried out even using a large excess of alkyne but no better yields were collected and only faster reaction times were registered; ^cproduct precipitated; ^dreaction carried out in dioxane; ^eproduct recrystallised; ^fproduct isolated by chromatography.

In the meantime, searching the literature for novel bioactive compounds containing the 3-aryloindole or the 3-heteroaryloindole fragment, indothiazinone (5-nitro-1*H*-indol-3-yl(1,3-thiazol-2-yl)methanone) **38** and related derivatives were targeted [67] [68]. The study of indothiazinone could lead to the development of potential new pharmaceutical agents. Very recent reports described the antibiotic properties of indothiazinone derivatives [69]. Using the synthetic approach described so far, we tried to prepare an indothiazinone related compound. The first step was the synthesis of the corresponding alkynone. The preparation of this compound is particularly challenging because of some partial thermal decomposition of the thiazolinone **19k** previously reported in literature [70] [71] [72] [73]. The formation of an elusive product with the structure of compound **38** was reported (see **Supplementary Materials**).

Table 2. Synthesis of different 3-aryloxyindoles and 3-heteroaryloxyindoles.

$\text{1 a-d, i-j} + \text{19 a-k} \xrightarrow[\text{80 } ^\circ\text{C}]{\text{toluene or dioxane}} \text{20-38 (15-64\%)}$
 $\text{R} = \text{OH, H}$

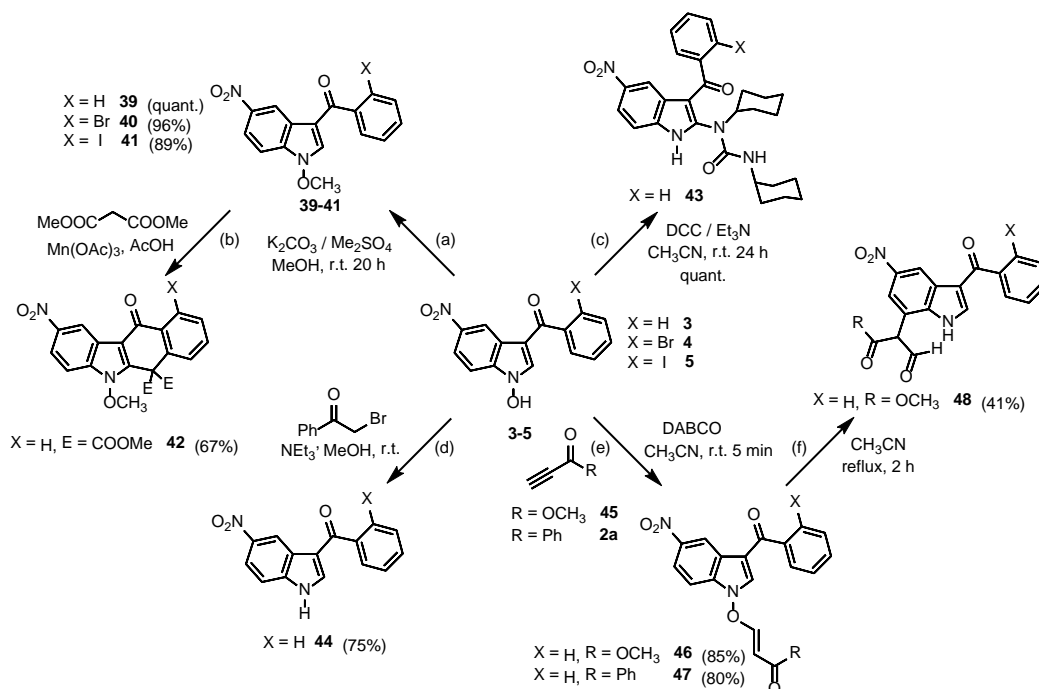
Entry ^a	ArN=O	X	Ar-C(O)C≡CH or Heter-C(O)C≡CH	Ar or Het	R	Prod.	Yield (%)
1	1a	4-NO ₂	19a		H	20	15 ^b
2	1a	4-NO ₂	19b		OH	21	22 ^c
3	1a	4-NO ₂	19c		OH	22	32 ^{c,d}
4	1a	4-NO ₂	19d		OH	23	41 ^c
5	1b	4-COOH	19d		OH	24	64 ^{d,e}
6	1b	4-COOH	19e		OH	25	16 ^{b,e}
7	1b	4-COOH	19f		H	26	37 ^{e,f}
8	1c	4-CN	19f		H	27	39 ^b
9	1d	4-Br	19g		H	28	37 ^c
10	1i	H	19g		OH	29	38 ^b
	1i	H	19g		H	30	17 ^b
11	1a	4-NO ₂	19h		H	31	30 ^b
12	1h	2-NO ₂	19h		H	32	45 ^b
13	1i	H	19h		H	33	32 ^b
14	1b	4-COOH	19i		OH	34	50 ^{d,e}
15	1a	4-NO ₂	19j		OH	35	50 ^c
16	1i	H	19j		H	36	53 ^b
17	1j	2-COOCH ₃	19j		OH	37	24 ^c
18	1a	4-NO ₂	19k		H	38	not isolated ^g

^aAll the reactions, unless otherwise specified, were carried out using ArN=O (1 mmol) and ArC(=O)C≡CH (1 mmol) in 10 - 15 ml of toluene; ^bthis reaction was carried out even using a large excess of alkyne but no better yields were collected and only faster reaction times were registered; ^cproduct precipitated; ^dreaction carried out in dioxane; ^eproduct recrystallised; ^fproduct isolated by chromatography.

Some of the indole compounds prepared through this procedure can be further functionalized via reduction steps, alkylative reactions, Michael-type additions, ring closure procedures and rearrangements. *N*-hydroxy-3-aryloxyindoles

can be extraordinarily versatile tools for many organic transformations and we tested some functional group interconversion reactions only in a preliminary and explorative study. Functionalization procedures were subsequently carried out using *N*-hydroxy-3-aryl-5-nitroindoles **3** - **5** as starting materials as shown in **Scheme 1**. The methylation was carried out using potassium carbonate as base and dimethyl sulphate as alkylating agent. The products **39** - **41** were afforded quantitatively, 96% and 89% yields respectively (**Scheme 1**, (path (a))).

As a model reaction to obtain an aromatic C–H functionalization, substrate **39** was treated with $\text{Mn}(\text{OAc})_3$ and dimethyl malonate in acetic acid resulting in a 6-membered ring formation [74], to give the benzo [*b*]-carbazole **42** in 67% yield (**Scheme 1**, path (b)). This last procedure is an oxidative free radical reaction. Functionalization at C2 on the indole ring was achieved by reaction of **3** with DCC (dicyclohexylcarbodiimide) and triethylamine in acetonitrile as solvent (**Scheme 1**, path (c)) [75] [76] [77]. The urea-like Compound **43** was efficiently prepared in quantitative yield. Some potentially selective reactions to reduce the N–OH group to N–H were explored: attempts were carried out on compound **3** by using nitrosobenzene, azobenzene and Hantzsch ester (diethyl 1,4-dihydro-2,6-dimethyl-3,5-pyridinedicarboxylate) as reactants with the aim that one of these could play as reductant. However, no reduction of N–OH indoles to N–H indoles was observed. Nevertheless, some recent reports by Wojciechowski, Zhou and Liu and coworkers [78] [79] show that *N*-hydroxyindoles can be selectively and very efficiently reduced using phenacyl bromide and triethylamine at room temperature. Substrate **3** was thus converted to 3-benzoyl-5-nitroindole **44** in 75% yield (**Scheme 1**, path (d)). *N*-hydroxy-3-benzoyl-5-nitroindole **3** did react as a



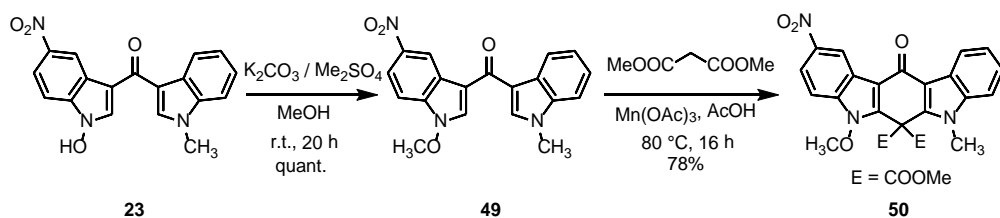
Scheme 1. Functionalization reactions of Compounds **3** - **5**.

nucleophile with Michael acceptors like methyl propiolate **45** and 1-phenylprop-2-yn-1-one **2a** by running the reaction in acetonitrile in the presence of DABCO (1,4-diazabicyclo[2.2.2]octane) as base. Products **46** and **47** were respectively obtained in 85% and 80% yield (Scheme 2, path (e)). This kind of reactivity can enable the preparation of a diverse library of compounds by changing both the donor and the acceptor of the Michael-type addition. Another interesting reaction was carried out on Compound **46** by heating it at reflux in CH₃CN and furnishing the indole Compound **48** as the major product in 41% yield through a rearrangement, as reported by Lobo and co-workers (Scheme 1, path(f) [80]).

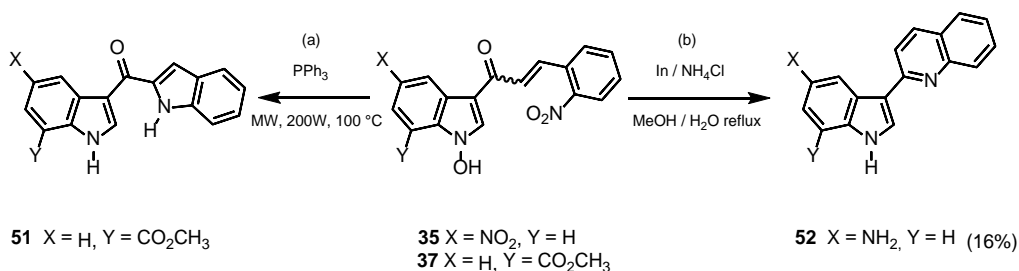
Product **23** (Table 2, entry 4) was tested as a potential precursor to [2,3-*b*]-indolocarbazole. Indolocarbazoles are extremely relevant compounds, since most of them show biological activity and are deeply investigated due to their potential as anti-cancer drugs [81]. Starting from Compound **23**, produced by cycloaddition between **1a** and **19d**, a protective procedure by reaction with K₂CO₃/ Me₂SO₄ was performed affording Compound **49** in quantitative yield. The reaction of **49** with Mn(OAc)₃ and dimethyl malonate was finally carried out and led us to isolate the indolo [2,3-*b*]carbazole **50** in 78% yield (Scheme 2).

Moreover, other compounds from Table 2 can be diversely functionalized in different ways. Their versatility led us to explore the opportunity to prepare other annulation products. To our delight, Compound **37** was used to afford biindole product **51** by a Cadogan-Sundberg type cyclization with PPh₃ under microwave irradiation (Scheme 3, path (a)) in 19% yield. Compound **35** was a privileged substrate to get quinoline derivative **52** in 16% yield by reduction with In metal and NH₄Cl in MeOH/H₂O (Scheme 3, path (b)).

We were interested in testing our synthetic protocol using an internal alkyne. A very good opportunity to try this cyclization came from an alternative



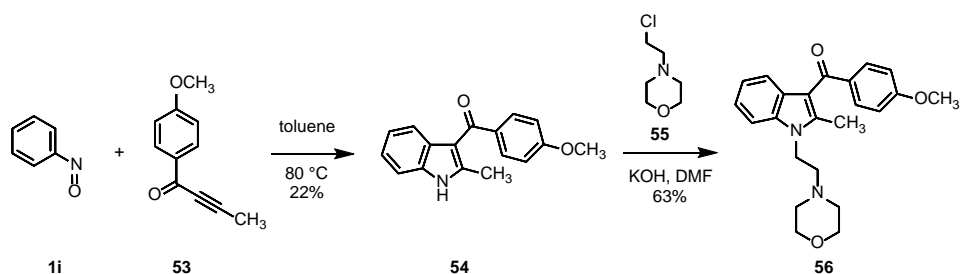
Scheme 2. Synthesis of an Indolo [2,3-*b*]-carbazole.



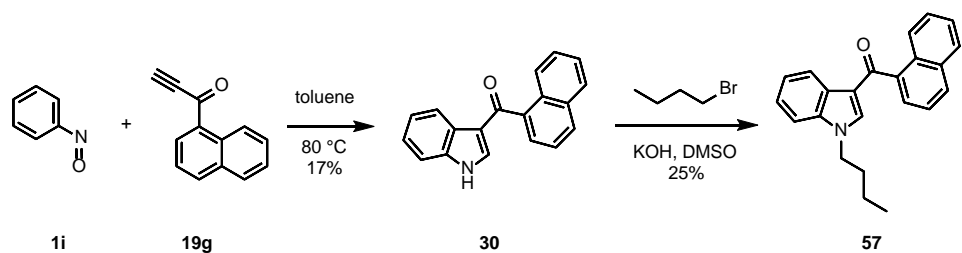
Scheme 3. Syntheses of indole and quinoline derivatives.

synthesis of Pravadoline, an analgesic drug [82] [83] [84] [85], via annulation of nitrosobenzene **1i** with alkyne **53**. Compound **53** was prepared by the addition of prop-1-ynylmagnesium bromide to *p*-anisaldehyde and subsequent oxidation by CrO₃/H₂SO₄ in acetone. Reaction of **53** with nitrosobenzene **1i**, under the standard conditions, furnished indole **54** and this latter compound was subsequently alkylated by reaction with 4-(2-chloroethyl)morpholine **55**, affording pravadoline **56**, but only in 16% overall yield starting from nitrosobenzene (**Scheme 4**). The synthetic process is unfortunately characterized by an Achilles' heel in the indolization ring closing reaction, the lower reactivity of internal alkynes. Other previous experiments carried out using internal acetylenic derivatives showed lower yields than the reactions with terminal alkynes. Future investigation on the reaction conditions will be devoted to try to improve these results optimizing the products yield.

SAR (Structure-Activity Relationships) studies on novel cannabinoid mimetics revealed that the replacement of the monocyclic 4-methoxybenzoyl group of Pravadoline (**Figure 1** and **Scheme 4**) with a naphthalene moiety increased the potency by nearly 10-fold in the antinociception activity [86]. Among these compounds, 3-naphthoyl indole derivatives were introduced by the Huffman research group, who found a role for this class of molecules as cannabinoid mimetics with interesting selectivity in the interaction with CB1 and CB2 receptors [87]. JWH-018 and JWH-073 are two studied and developed compounds, investigated as synthetic cannabinoids that show a stronger affinity than that of THC for CB1 receptors [88]. With our procedure both JWH-018 [60] and JWH-073 were easily prepared. JWH-073 **57** was synthesized by reaction of nitrosobenzene and 1-naphthoylprop-2-yn-1-one **19g** followed by an alkylative step with *n*-butyl bromide in 25% yield (**Scheme 5**).



Scheme 4. Alternative synthesis of pravadoline.



Scheme 5. Alternative synthesis of JWH-073.

3. Experimental Section

Representative Procedure for the Synthesis of Indole Compounds

Nitrosoarene (1.0 mmol) and alkynone (1.0 mmol) were combined in toluene (or 1,4-dioxane) (8 ml) under an inert (nitrogen) atmosphere and heated at 80 °C. The reaction was carried out till the complete conversion of the reactants (monitoring by TLC). Products were isolated by filtration or column chromatography. Detailed procedures are reported in **Supplementary Materials**.

4. Conclusion

A substrate survey using different conjugated alkynones and various nitrosoarenes led us to expand the synthetic scope of the indolization procedure obtaining different 3-aryloindole products. The procedure shows a general efficiency and versatility with high functional group tolerance. *N*-hydroxy indoles were afforded as the major products using electron-poor *C*-nitrosoaromatics. Using other nitrosoarenes, *N*-H indoles were isolated as the major products. The formation of *N*-dehydroxylated products is evidence of a plausible redox step in the reaction mechanism. This step will be further and deeply studied by a mechanistic investigation even using electrochemical methods and voltammetry techniques. So far some initial experiments to determine the presence of oxidized compounds *via* transfer from *N*-hydroxylated products were unfruitful. The annulation occurs through the formation of new N_1-C_2 and new C_3-C_{3a} bonds. A wide library of functionalizable compounds, that could be easily investigated as privileged substrates for the preparation of highly valuable products, was produced. The indole products can be involved in post-cycloaddition procedures affording scaffolds, building blocks, useful reactants, intermediates for ulterior transformations, and fine chemicals that could find application both in materials science and even for medicinal chemistry studies. Due to the biological activity of different 3-acyl- and 3-aryloindoles a direct synthetic route to this class of compounds is a powerful tool for synthetic organic chemistry.

Acknowledgements

We thank Dr. Enrica Alberti and Dr. Marta Brucka for NMR experiments, and Francesco Tibiletti and Luca Frigerio for experimental assistance.

Conflicts of Interest

The authors declare no conflicts of interest.

References

- [1] Dohe, J. and Müller, T.J.J. (2016) Consecutive Three- and Four-Component Coupling-Bagley-Bohlmann-Rahtz Syntheses of Tri- and Tetrasubstituted Pyridines. *Zeitschrift für Naturforschung. Section B*, **71**, 705-718. <https://doi.org/10.1515/znb-2016-0046>
- [2] D'Souza, D.M. and Müller, T.J.J. (2008) Catalytic Alkynone Generation by Sonoga-

- shira Reaction and Its Application in Three-Component Pyrimidine Synthesis. *Nature Protocols*, **3**, 1660-1665. <https://doi.org/10.1038/nprot.2008.152>
- [3] Merkul, E., Oeser, T. and Müller, T.J.J. (2009) Consecutive Three-Component Synthesis of Ynones by Decarbonylative Sonogashira Coupling. *Chemistry: A European Journal*, **15**, 5006-5011. <https://doi.org/10.1002/chem.200900119>
- [4] Wang, L., Zhu, H., Peng, T.Y. and Yang, D. (2021) Conjugated Ynones in Catalytic Enantioselective Reactions. *Organic & Biomolecular Chemistry*, **19**, 2110-2145. <https://doi.org/10.1039/D0OB02521F>
- [5] Oakdale, J.S., Sit, R.K. and Fokin, V.V. (2014) Ruthenium-Catalyzed Cycloadditions of 1-Haloalkynes with Nitrile Oxides and Organic Azides: Synthesis of 4-Haloisoxazoles and 5-Halotriazoles. *Chemistry: A European Journal*, **20**, 11101-11110. <https://doi.org/10.1002/chem.201402559>
- [6] Ciesielski, J., Gandon, V. and Frontier, A.J. (2013) Cascade Cyclizations of Acyclic and Macrocyclic Alkynes: Studies toward the Synthesis of Phomactin A. *The Journal of Organic Chemistry*, **78**, 9541-9552. <https://doi.org/10.1021/jo4007514>
- [7] Abbiati, G., Arcadi, A., Marinelli, F. and Rossi, E. (2014) Sequential Addition and Cyclization Processes of α,β -Ynones and α,β -Ynoates Containing Proximate Nucleophiles. *Synthesis*, **46**, 687-721. <https://doi.org/10.1055/s-0033-1338594>
- [8] Zhang, Z., Liu, X., Wang, Z., Zhao, X., Lin, L. and Feng, X. (2014) Chiral Co(II) Complex Catalyzed Asymmetric Michael Reactions of β -Ketoamides to Nitroolefins and Alkynes. *Tetrahedron Letters*, **55**, 3797-3801. <https://doi.org/10.1016/j.tetlet.2014.05.067>
- [9] Whittaker, R.E., Dermenci, A. and Dong, G. (2016) Synthesis of Ynones and Recent Application in Transition-Metal-Catalyzed Reactions. *Synthesis*, **48**, 161-183. <https://doi.org/10.1055/s-0035-1560515>
- [10] Yamaguchi, J.I. and Sugiyama, S. (2016) Conjugate Addition of an Ynone Containing Azulene with a Tertiary Amine. *Tetrahedron Letters*, **57**, 4514-4518. <https://doi.org/10.1016/j.tetlet.2016.08.094>
- [11] Bella, M. and Jørgensen, K.A. (2004) Organocatalytic Enantioselective Conjugate Addition to Alkynes. *Journal of the American Chemical Society*, **126**, 5672-5673. <https://doi.org/10.1021/ja0493594>
- [12] Ward, T.R., Turunen, B.J., Haack, T., Neuenswander, B., Shadrack, W. and Georg, G.I. (2009) Synthesis of a Quinolone Library from Ynones. *Tetrahedron Letters*, **50**, 6494-6497. <https://doi.org/10.1016/j.tetlet.2009.09.024>
- [13] Kumar, B., Rathore, N.S. and Ameta, K.L. (2014) Synthesis of Some New Substituted Oxiranes from 4'-hydroxy-3',5'-dinitrochalcones and Their Sulfanilic Acid-Catalyzed Aminolysis. *Research on Chemical Intermediates*, **40**, 555-567. <https://doi.org/10.1007/s11164-012-0982-2>
- [14] Albuquerque, H.M.T., Santos, C.M.M., Cavaleiro, J.A.S. and Silva, A.M.S. (2014) Chalcones as Versatile Synthons for the Synthesis of 5- and 6-Membered Nitrogen Heterocycles. *Current Organic Chemistry*, **18**, 2750-2775. <https://doi.org/10.2174/1385272819666141013224253>
- [15] Bhat, B.A., Dhar, K.L., Saxena, A.K. and Shanmugavel, M. (2005) Synthesis and Biological Evaluation of Chalcones and Their Derived Pyrazoles as Potential Cytotoxic Agents. *Bioorganic & Medicinal Chemistry Letters*, **15**, 3177-3180. <https://doi.org/10.1016/j.bmcl.2005.03.121>
- [16] Sashidhara, K.V., Dodda, R.P., Sonkar, R., Reddy Palnati, G. and Bhatia, G. (2014) Design and Synthesis of Novel Indole-Chalcone Fibrates as Lipid Lowering Agents.

- European Journal of Medicinal Chemistry*, **81**, 499-509.
<https://doi.org/10.1016/j.ejmech.2014.04.085>
- [17] Dandawate, P., Ahmed, K., Padhye, S., Ahmad, A. and Biersack, B. (2021) Anti-cancer Active Heterocyclic Chalcones: Recent Developments. *Anti-Cancer Agents in Medicinal Chemistry*, **21**, 558-566.
<https://doi.org/10.2174/1871520620666200705215722>
- [18] Eberlin, L., Carboni, B. and Whiting, A. (2015) Regioisomeric and Substituent Effects upon the Outcome of the Reaction of 1-Borodienes with Nitrosoarene Compounds. *The Journal of Organic Chemistry*, **80**, 6574-6583.
<https://doi.org/10.1021/acs.joc.5b00593>
- [19] Wu, M.-Y., He, W.-W., Liu, X.-Y. and Tan, B. (2015) Asymmetric Construction of Spirooxindoles by Organocatalytic Multicomponent Reactions Using Diazoindoles. *Angewandte Chemie International Edition*, **127**, 9409-9413.
<https://doi.org/10.1002/anie.201504640>
- [20] Tran, A.T., Liu, P., Houk, K.N. and Nicholas, K.M. (2014) Regioselectivity in the Cu (I)-Catalyzed [4+2]-Cycloaddition of 2-Nitrosopyridine with Unsymmetrical Dienes. *The Journal of Organic Chemistry*, **79**, 5617-5626.
<https://doi.org/10.1021/jo5005907>
- [21] Bandini, M., Eichholzer, A. and Umani-Ronchi, A. (2007) An Update on Catalytic Enantioselective Alkylations of Indoles. *Mini-Reviews in Organic Chemistry*, **4**, 115-124.
<https://doi.org/10.2174/157019307780599270>
- [22] Bandini, M. and Eichholzer, A. (2009) Catalytic Functionalization of Indoles in a New Dimension. *Angewandte Chemie International Edition*, **48**, 9608-9644.
<https://doi.org/10.1002/anie.200901843>
- [23] Giménez Sonsona, I. (2015) Indole, A Privileged Structural Core Motif. *Synlett*, **26**, 2325-2326. <https://doi.org/10.1055/s-0034-1381172>
- [24] Inman, M. and Moody, C.J. (2013) Indole Synthesis—Something Old, Something New. *Chemical Science*, **4**, 29-41. <https://doi.org/10.1039/C2SC21185H>
- [25] Vicente, R. (2011) Recent Advances in Indole Syntheses: New Routes for a Classic Target. *Organic & Biomolecular Chemistry*, **9**, 6469-6480.
<https://doi.org/10.1039/c1ob05750b>
- [26] Taber, D.F. and Tirunahari, P.K. (2011) Indole Synthesis: A Review and Proposed Classification. *Tetrahedron*, **67**, 7195-7210.
<https://doi.org/10.1016/j.tet.2011.06.040>
- [27] Palmisano, G., Penoni, A., Sisti, M., Tibiletti, F., Tollari, S. and Nicholas, K.M. (2010) Synthesis of Indole Derivatives with Biological Activity by Reactions between Unsaturated Hydrocarbons and N-Aromatic Precursors. *Current Organic Chemistry*, **14**, 2409-2441. <https://doi.org/10.2174/138527210793358277>
- [28] Song, J.J., Reeves, J.T., Fandrick, D.R., Tan, Z., Yee, N.K. and Senanayake, C.H. (2010) Construction of Indole Nucleus through C-H Functionalization Reactions. *Arkivoc*, 390-449. <https://doi.org/10.3998/ark.5550190.0011.110>
- [29] Krüger, K., Tillack, A. and Beller, M. (2008) Catalytic Synthesis of Indoles from Alkynes. *Advanced Synthesis & Catalysis*, **350**, 2153-2167.
<https://doi.org/10.1002/adsc.200800409>
- [30] Neto, J.S.S. and Zeni, G. (2020) Synthesis of Indoles from Alkynes and a Nitrogen Source under Metal-Free Conditions. *Organic & Biomolecular Chemistry*, **18**, 4906-4915. <https://doi.org/10.1039/D0OB00670J>
- [31] Neto, J.S.S. and Zeni, G. (2020) Recent Advances in the Synthesis of Indoles from

- Alkynes and Nitrogen Sources. *Organic Chemistry Frontiers*, **7**, 155-210. <https://doi.org/10.1039/C9QO01315F>
- [32] Sundberg, R.J. (1970) The Chemistry of Indoles. Academic Press, San Diego.
- [33] Sundberg, R.J. (1996) Indoles. Academic Press, San Diego.
- [34] Gribble, G.W. (1994) Recent Developments in Indole Ring Synthesis—Methodology and Applications. *Contemporary Organic Synthesis*, **1**, 145-172. <https://doi.org/10.1039/CO9940100145>
- [35] Gribble, G.W. (2000) Recent Developments in Indole Ring Synthesis—Methodology and Applications. *Journal of the Chemical Society, Perkin Transactions 1*, No. 7, 1045-1075. <https://doi.org/10.1039/a909834h>
- [36] Youn, S.W. and Ko, T.Y. (2018) Metal-Catalyzed Synthesis of Substituted Indoles. *Asian Journal of Organic Chemistry*, **7**, 1467-1487. <https://doi.org/10.1002/ajoc.201800290>
- [37] Gribble, G.W. (2016) Indole Ring Synthesis: From Natural Products to Drug Discovery. Wiley & Sons Ltd, Chichester. <https://doi.org/10.1002/9781118695692>
- [38] Zhang, Y.-C., Jiang, F. and Shi, F. (2020) Organocatalytic Asymmetric Synthesis of Indole-Based Chiral Heterocycles: Strategies, Reactions, and Outreach. *Accounts of Chemical Research*, **53**, 425-446. <https://doi.org/10.1021/acs.accounts.9b00549>
- [39] Kumari, A. and Singh, R.K. (2019) Medicinal Chemistry of Indole Derivatives: Current to Future Therapeutic Prospectives. *Bioorganic Chemistry*, **89**, Article ID: 103021. <https://doi.org/10.1016/j.bioorg.2019.103021>
- [40] Bosi, A., Banfi, D., Bistoletti, M., Giaroni, C. and Baj, A. (2020) Tryptophan Metabolites along the Microbiota-Gut-Brain Axis: An Interkingdom Communication System Influencing the Gut in Health and Disease. *International Journal of Tryptophan Research*, **13**, 1-25. <https://doi.org/10.1177/1178646920928984>
- [41] Norwood IV, V.M. and Huigens III, R.W. (2019) Harnessing the Chemistry of the Indole Heterocycle to Drive Discoveries in Biology and Medicine. *ChemBioChem*, **20**, 2273-2297. <https://doi.org/10.1002/cbic.201800768>
- [42] Wan, Y., Li, Y., Yan, C., Yan, M. and Tang, Z. (2019) Indole: A Privileged Scaffold for the Design of Anti-Cancer Agents. *European Journal of Medicinal Chemistry*, **183**, Article ID: 111691. <https://doi.org/10.1016/j.ejmech.2019.111691>
- [43] Tasker, N.R. and Wipf, P. (2021) Biosynthesis, Total Synthesis, and Biological Profiles of Ergot Alkaloids. *The Alkaloids. Chemistry and Biology*, **85**, 1-112. <https://doi.org/10.1016/bs.alkal.2020.08.001>
- [44] Brancale, A. and Silvestri, R. (2007) Indole, a Core Nucleus for Potent Inhibitors of Tubulin Polymerization. *Medicinal Research Reviews*, **27**, 209-238. <https://doi.org/10.1002/med.20080>
- [45] Liou, J.-P., Mahindroo, N., Chang, C.-W., Guo, F.-M., Lee, S.W.-H., Tan, U.-K., Yeh, T.-K., Kuo, C.-C., Chang, Y.-W., Lu, P.-H., Tung, Y.-S., Lin, K.-T., Chang, J.-Y. and Hsieh, H.-P. (2006) Structure-Activity Relationship Studies of 3-Aroylindoles as Potent Antimitotic Agents. *ChemMedChem*, **1**, 1106-1118. <https://doi.org/10.1002/cmdc.200600125>
- [46] Hwu, J.R., Patel, H.V., Lin, R.J. and Gray, M.O. (1994) Novel Methods for the Synthesis of Functionalized Indoles from Arylhydroxylamines and Activated Acetylenes. *The Journal of Organic Chemistry*, **59**, 1577-1582. <https://doi.org/10.1021/jo00085a053>
- [47] Yu, L., Li, P. and Wang, L. (2013) Copper-promoted Decarboxylative Direct C3-Acylation of N-Substituted Indoles with α -Oxocarboxylic Acids. *Chemical Commu-*

- nications, **49**, 2368-2370. <https://doi.org/10.1039/c3cc40389k>
- [48] Xing, Q., Li, P., Lv, H., Lang, R., Xia, C. and Li, F. (2014) Acid-Catalyzed Acylation Reaction via C–C Bond Cleavage: A Facile and Mechanistically Defined Approach to Synthesize 3-Acylindoles. *Chemical Communications*, **50**, 12181-12184. <https://doi.org/10.1039/C4CC05047A>
- [49] Gu, L.-J., Liu, J.-Y., Zhang, L.-Z., Xiong, Y. and Wang, R. (2014) Synthesis of 3-Acylindoles via Decarboxylative Cross-Coupling Reaction of free (N–H) Indoles with α -Oxocarboxylic Acids. *Chinese Chemical Letters*, **25**, 90-92. <https://doi.org/10.1016/j.ccl.2013.10.004>
- [50] Lai, Q.Y., Liao, R.S., Wu, S.Y., Zhang, J.X. and Duan, X.H. (2013) A Novel Microwave-Irradiated Solvent-Free 3-Acylation of Indoles on Alumina. *New Journal of Chemistry*, **37**, 4069-4076. <https://doi.org/10.1039/c3nj00854a>
- [51] Wang, C., Wang, S., Li, H., Yan, J., Chi, H., Chen, X., Zhang, Z. (2014) Copper-Catalyzed Decarboxylative C3-Acylation of Free (N–H) Indoles with α -Oxocarboxylic Acids. *Organic & Biomolecular Chemistry*, **12**, 1721-1724. <https://doi.org/10.1039/c3ob42171f>
- [52] Penoni, A. and Nicholas, K.M. (2002) A Novel and Direct Synthesis of Indoles via Catalytic Reductive Annulation of Nitroaromatics with Alkynes. *Chemical Communications*, No. 5, 484-485. <https://doi.org/10.1039/b110370a>
- [53] Penoni, A., Volkman, J. and Nicholas, K.M. (2002) Regioselective Synthesis of Indoles via Reductive Annulation of Nitrosoaromatics with Alkynes. *Organic Letters*, **4**, 699-701. <https://doi.org/10.1021/ol017139e>
- [54] Penoni, A., Palmisano, G., Broggin, G., Kadowaki, A. and Nicholas, K.M. (2006) Efficient Synthesis of N-Methoxyindoles via Alkylative Cycloaddition of Nitrosoarenes with Alkynes. *The Journal of Organic Chemistry*, **71**, 823-825. <https://doi.org/10.1021/jo051609r>
- [55] Ieronimo, G., Mondelli, A., Tibiletti, F., Maspero, A., Palmisano, G., Galli, S., Tollari, S., Masciocchi, N., Nicholas, K.M., Tagliapietra, S., Cravotto, G. and Penoni, A. (2013) A simple, Efficient, Regioselective and One-Pot Preparation of N-Hydroxy- and N-O-Protected Hydroxyindoles via Cycloaddition of Nitrosoarenes with Alkynes. Synthetic Scope, Applications and Novel By-Products. *Tetrahedron*, **69**, 10906-10920. <https://doi.org/10.1016/j.tet.2013.10.072>
- [56] Penoni, A., Palmisano, G., Zhao, Y.-L., Houk, K.N., Volkman, J., Nicholas, K.M. (2009) On the Mechanism of Nitrosoarene-Alkyne Cycloaddition. *Journal of the American Chemical Society*, **131**, 653-661. <https://doi.org/10.1021/ja806715u>
- [57] Tibiletti, F., Simonetti, M., Nicholas, K.M., Palmisano, G., Parravicini, M., Imbesi, F., Tollari, S. and Penoni, A. (2010) One-Pot Synthesis of Meridianins and Meridianin Analogues via Indolization of Nitrosoarenes. *Tetrahedron*, **66**, 1280-1288. <https://doi.org/10.1016/j.tet.2009.12.020>
- [58] Walker, S.R., Carter, E.J., Huff, B.C. and Morris, J.C. (2009) Variolins and Related Alkaloids. *Chemical Reviews*, **109**, 3080-3098. <https://doi.org/10.1021/cr900032s>
- [59] Tibiletti, F., Penoni, A., Palmisano, G., Maspero, A., Nicholas, K.M. and Vaghi, L. (2014) (1H-Benzo[d][1,2,3]triazol-1-yl)(5-bromo-1-hydroxy-1H-indol-3-yl)methanone. *Molbank*, **2014**, Article M829. <https://doi.org/10.3390/M829>
- [60] Ieronimo, G., Palmisano, G., Maspero, A., Marzorati, A., Scapinello, L., Masciocchi, N., Cravotto, G., Barge, A., Simonetti, M., Ameta, K.L., Nicholas, K.M. and Penoni, A. (2018) A Novel Synthesis of N-Hydroxy-3-aryloindoles and 3-Aryloindoles. *Organic & Biomolecular Chemistry*, **16**, 6853-6859.

- <https://doi.org/10.1039/C8OB01471J>
- [61] Scapinello, L., Maspero, A., Tollari, S., Palmisano, G., Nicholas, K.M. and Penoni, A. (2020) A Direct, Regioselective and Atom-Economical Synthesis of 3-Aroyl-N-hydroxy-5-nitroindoles by Cycloaddition of 4-Nitronitrosobenzene with Alkynones. *Journal of Visualized Experiments*, **155**, e60201. <https://doi.org/10.3791/60201>
- [62] Priewisch, B. and Rück-Braun, K. (2005) Efficient Preparation of Nitrosoarenes for the Synthesis of Azobenzenes. *Journal of Organic Chemistry*, **70**, 2350-2352. <https://doi.org/10.1021/jo048544x>
- [63] Mel'nikov, E.B., Suboch, G.A. and Belyaev, E.Y. (1995) Oxidation of Primary Aromatic Amines, Catalyzed by Tungsten Compounds. *Russian Journal of Organic Chemistry*, **31**, 1640-1642.
- [64] Porta, F. and Prati, L. (2000) Catalytic Synthesis of C-Nitroso Compounds by Cis-Mo(O)₂(acac)₂. *Journal of Molecular Catalysis A: Chemical*, **157**, 123-129. [https://doi.org/10.1016/S1381-1169\(00\)00079-0](https://doi.org/10.1016/S1381-1169(00)00079-0)
- [65] Zhao, D., Johansson, M. and Backvall, J. (2007) *In Situ* Generation of Nitroso Compounds from Catalytic Hydrogen Peroxide Oxidation of Primary Aromatic Amines and Their One-Pot Use in Hetero-Diels-Alder Reactions. *European Journal of Organic Chemistry*, **2007**, 4431-4436. <https://doi.org/10.1002/ejoc.200700368>
- [66] Chen, Y.-F., Chen, J., Lin, L.-J. and Chuang, G.J. (2017) Synthesis of Azoxybenzenes by Reductive Dimerization of Nitrosobenzene. *The Journal of Organic Chemistry* **82**, 11626-11630. <https://doi.org/10.1021/acs.joc.7b01887>
- [67] Park, J.-S., Yabe, S., Shin-ya, K., Nishiyama, M. and Kuzuyama, T. (2015) New 2-(1'*H*-indole-3'-carbonyl)-thiazoles Derived from the Thermophilic Bacterium *Thermosporothrix hazakensis* SK20-1^T. *The Journal of Antibiotics*, **68**, 60-62. <https://doi.org/10.1038/ja.2014.93>
- [68] Jansen, R., Mohr, K.I., Bernecker, S., Stadler, M. and Müller, R. (2014) Indothiazinone, an Indolyl Thiazolyl Ketone from a Novel Myxobacterium Belonging to the Sorangiineae. *Journal of Natural Products*, **77**, 1054-1060. <https://doi.org/10.1021/np500144t>
- [69] Kwon, S., Han, Y.T. and Jung, J.-W. (2015) Studies on the Synthesis of Indothiazinone and Its Derivatives via Direct 3-Acylation of Indole. *Synthetic Communications*, **45**, 1662-1668. <https://doi.org/10.1080/00397911.2015.1040513>
- [70] Bagley, M.C. and Xiong, X. (2004) Stereoselective Synthesis of the γ -Lactam Hydrolysat of the Thiopeptide Cyclothiazomycin. *Organic Letters*, **6**, 3401-3404. <https://doi.org/10.1021/ol0485870>
- [71] Bagley, M.C., Bashford, K.E., Hesketh, C.L. and Moody, C.J. (2000) Total Synthesis of the Thiopeptide Promothiocin A. *Journal of the American Chemical Society*, **122**, 3301-3313. <https://doi.org/10.1021/ja994247b>
- [72] Merritt, E.A. and Bagley, M.C. (2007) Convergent Synthesis of the Central Heterocyclic Domain of Micrococcin P1. *Synlett*, 954-958. <https://doi.org/10.1055/s-2007-973870>
- [73] Bagley, M.C., Dale, J.W., Jenkins, R.L. and Bower, J. (2004) First Synthesis of an Amythiamicin Pyridine Cluster. *Chemical Communications*, No. 1, 102-103. <https://doi.org/10.1039/b310944e>
- [74] Wang, S.-F. and Chuang, C.-P. (1997) Manganese(III) Acetate Initiated Oxidative Free Radical Reaction between Benzoylindoles and Dimethyl Malonate. *Heterocycles*, **45**, 347-359. <https://doi.org/10.3987/COM-96-7687>

- [75] Kawasaki, T., Kodama, A., Nishida, T., Shimizu, K. and Somei, M. (1991) Preparation of 1-Hydroxyindole Derivatives and a New Route to 2-Substituted Indoles. *Heterocycles*, **32**, 221-227. <https://doi.org/10.3987/COM-90-5647>
- [76] Yamada, F., Fukui, Y., Shinmyo, D. and Somei, M. (1993) Introduction of Nucleophiles or Ethyl Group to the Indole Nucleus through Nucleophilic Substitution and/or Radical Reactions of 1-Methoxyindole-3- and -2-carboxaldehyde. *Heterocycles*, **35**, 99-104. <https://doi.org/10.3987/COM-92-S37>
- [77] Yamada, F., Shinmyo, D. and Somei, M. (1994) Nucleophilic Substitution Reactions on Indole Nucleus: Syntheses of 2-Substituted Indole-3-Carboxaldehydes. *Heterocycles*, **38**, 273-276. <https://doi.org/10.3987/COM-93-6599>
- [78] Li, Y., Li, J., Wu, X., Zhou, Y. and Liu, H. (2017) Rh(III)-Catalyzed C–H Cyclization of Arylnitrones with Diazo Compounds: Access to 3-Carboxylate Substituted *N*-Hydroxyindoles. *The Journal of Organic Chemistry*, **82**, 8984-8994. <https://doi.org/10.1021/acs.joc.7b01393>
- [79] Bujok, R., Wróbel, Z. and Wojciechowski, K. (2012) Expedient Synthesis of 1-Hydroxy-4- and 1-Hydroxy-6-nitroindoles. *Synlett*, **23**, 1315-1320. <https://doi.org/10.1055/s-0031-1291044>
- [80] Duarte, M.P., Mendonça, R.F., Prabhakar, S. and Lobo, A.M. (2006) *N*-Hydroxy Indoles as Flexible Substrates in Rearrangements—A Novel Reaction with Activated Triple Bonds. *Tetrahedron Letters*, **47**, 1173-1176. <https://doi.org/10.1016/j.tetlet.2005.12.021>
- [81] Janosik, T., Wahlström, N. and Bergman, J. (2008) Recent Progress in the Chemistry and Applications of Indolocarbazoles. *Tetrahedron*, **64**, 9159-9180. <https://doi.org/10.1016/j.tet.2008.06.101>
- [82] Mavromoustakos, T., Yang, D.P., Theodoropoulou, E. and Makriyannis, A. (1995) Studies of the Conformational Properties of the Cannabimimetic Aminoalkylindole Pravadoline Using NMR and Molecular Modeling. *European Journal of Medicinal Chemistry*, **30**, 227-234. [https://doi.org/10.1016/0223-5234\(96\)88229-8](https://doi.org/10.1016/0223-5234(96)88229-8)
- [83] Bell, M.R., D'Ambra, T.E., Kumar, V., Eissenstat, M.A., Herrmann Jr., J.L., Wetzel, J.R., Rosi, D., Pillion, R.E., Daum, S.J., Hlasta, D.J., Kullnig, R.K., Ackerman, J.H., Haubrich, D.R., Luttinger, D.A., Baizman, E.R., Miller, M.S. and Ward, S.J. (1991) Antinociceptive (Aminoalkyl)Indoles. *Journal of Medicinal Chemistry*, **34**, 1099-1110. <https://doi.org/10.1021/jm00107a034>
- [84] D'Ambra, T.E., Estep, K.G., Bell, M.R., Eissenstat, M.A., Josef, K.A., Ward, S.J., Haycock, D.A., Baizman, E.R., Casiano, F.M., Beglin, N.C., Chippari, S.M., Grego, J.D., Kullnig, R.K. and Daley, G.T. (1992) Conformationally Restrained Analogs of Pravadoline: Nanomolar Potent, Enantioselective, (Aminoalkyl)Indole agonists of the Cannabinoid Receptor. *Journal of Medicinal Chemistry*, **35**, 124-135. <https://doi.org/10.1021/jm00079a016>
- [85] Yamada, K., Rice, K.C., Flippen-Anderson, J.L., Eissenstat, M.A., Ward, S.J., Johnson, M.R. and Howlett, A.C. (1996) (Aminoalkyl)Indole Isothiocyanates as Potential Electrophilic Affinity Ligands for the Brain Cannabinoid Receptor. *Journal of Medicinal Chemistry*, **39**, 1967-1974. <https://doi.org/10.1021/jm950932r>
- [86] Eissenstat, M.A., Bell, M.R., D'Ambra, T.E., Alexander, E.J., Daum, S.J., Ackerman, J.H., Gruett, M.D., Kumar, V., Estep, K.G., Olefirowicz, E.M., Wetzel, J.R., Alexander, M.D., Weaver III J.D., Haycock, D.A., Luttinger, D.A., Casiano, F.M., Chippari, S.M., Kuster, J.E., Stevenson, J.I. and Ward, S.J. (1995) Aminoalkylindoles: Structure-Activity Relationships of Novel Cannabinoid Mimetics. *Journal of Medicinal Chemistry*, **38**, 3094-3105. <https://doi.org/10.1021/jm00016a013>

- [87] Martin, B.R. and Huffman, J.W. (2005) CB2-Selective Cannabinoid Analogues. Patent US2005/0009903 A1.
- [88] Wiley, J.L., Compton, D.R., Dai, D., Lainton, J.A.H., Phillips, M., Huffman, J.W. and Martin, B.R. (1998) Structure-Activity Relationships of Indole- and Pyrrole-Derived Cannabinoids. *Journal of Pharmacology and Experimental Therapeutics*, **285**, 995-1004.

Supplementary Materials

In **Supplementary Materials**, characterization of indole compounds and their precursors are provided. Further, images of some synthesized compounds and representative NMR spectra were reported.