



Genoplasmics: Advancing Plant Germplasm Research through Genomics

Sajal Saha ^a, Deepa Bhadana ^b, Pankaj Kumar Shah ^{a++},
H. P. Chaturvedi ^{a#}, P. N. Verma ^{c#}, Rajib Das ^{d#},
Rinkey Arya ^{e*}, Pravesh Kumar ^b, Sagar Agarwal ^b
and D. Purushotama Rao ^a

^a Nagaland University, School of Agricultural Sciences, Medziphema, Nagaland, India.

^b Chaudhary Charan Singh University, Meerut, Uttar Pradesh, India.

^c Department of Agriculture, Integral Institute of Agricultural Science and Technology (IIAST), Integral University, Lucknow, India.

^d College of Agriculture, Central Agricultural University, Pasighat, Arunachal Pradesh, India.

^e Faculty of Agriculture and Agroforestry, DSB Campus Nainital, Kumaun University, Uttarakhand, India.

Authors' contributions

This work was carried out in collaboration among all authors. All authors read and approved the final manuscript.

Article Information

DOI: 10.9734/IJPSS/2023/v35i213951

Open Peer Review History:

This journal follows the Advanced Open Peer Review policy. Identity of the Reviewers, Editor(s) and additional Reviewers, peer review comments, different versions of the manuscript, comments of the editors, etc are available here: <https://www.sdiarticle5.com/review-history/107239>

Review Article

Received: 02/08/2023

Accepted: 05/10/2023

Published: 14/10/2023

ABSTRACT

Plant genetic resources (PGR) are crucial for crop improvement programs. The National Genebank (NGB) at ICAR-NBPGR is responsible for collecting, conserving, and facilitating the utilization of genetic diversity in crop plants. Plant germplasm forms the foundation for plant genetic

⁺⁺ Associate Professor;

[#] Assistant Professor;

^{*}Corresponding author: E-mail: aryarinkey555@gmail.com;

improvement. Extensive germplasm collections have been amassed and stored, presenting the challenge of effectively harnessing and exploiting this valuable resource. Genomics-based plant germplasm research (GPGR), or genoplasmics, is an emerging interdisciplinary field that applies genomic principles and methods to germplasm study. This article outlines the concept, strategy, and approach of GPGR, highlighting recent advancements in core collection creation, germplasm enhancement through core collections, and gene discovery from core collections. GPGR represents a significant milestone in germplasm research, ushering in a new scientific investigation and innovation era.

Keywords: Genomics; genoplasmics; genebank; plant genetic resources; genomic principles.

1. INTRODUCTION

Agriculture has undergone significant global growth in the past few decades due to technological advancements. However, it faces challenges related to sustainable soil management, environmental degradation, natural disasters, and the need to meet increasing food demands. To address these challenges, there is a pressing need for a new "green revolution" focused on higher productivity, lower investment, and improved human nutrition Hari et al. [1].

Researchers working with plant genetic resources encounter challenges in conserving, managing, and utilizing germplasm stored in gene banks. These challenges include developing strategies for representative sampling of individuals, improving long-term conservation methods through genetic analysis, and characterizing and assessing the genetic relationships among stored accessions. There is a global effort to characterize and evaluate conserved germplasm, identify novel genes and alleles through genome-wide association mapping, utilize climate data for germplasm selection and deployment, and integrate modern genomic approaches into breeding programs Lanteri et al. [2].

Specific priorities include developing genomic resources and creating core sets for lesser-explored crops of Indian origin, such as minor pulses, oilseeds, and cereals. Using genome-wide association mapping, these core sets will be evaluated to establish reference sets for essential traits. Additionally, efforts are being made to integrate modern genomic approaches into breeding programs and use climate data to enhance the utilization of plant genetic resources. By addressing these priorities, researchers aim to unlock the potential of plant genetic resources for sustainable agriculture and food production Tester et al. [3].

2. CHALLENGES AND OPPORTUNITIES OF PLANT GERmplasm IN CROP IMPROVEMENT

The field of plant germplasm research presents both challenges and opportunities in today's context. These can be summarized as follows:

2.1 Challenges

1. **Genetic Erosion:** The loss of genetic diversity in cultivated plant species due to modern agricultural practices and the displacement of traditional landraces poses a significant challenge. This reduction in genetic variation limits the ability to address future agricultural challenges, such as climate change, pests, and diseases.
2. **Conservation and Management:** The effective conservation and management of plant germplasm collections in gene banks require substantial resources and expertise. Maintaining the viability of seeds, ensuring proper storage conditions, and preventing genetic drift are ongoing challenges.
3. **Characterization and Utilization:** There is a need to characterize and understand the traits present in plant germplasm collections. This involves identifying useful genes and alleles that can contribute to crop improvement. However, the vastness of germplasm collections and limited resources hinder comprehensive characterization efforts.
4. **Access and Benefit-Sharing:** Developing fair and equitable mechanisms for accessing and sharing the benefits derived from plant germplasm is a complex challenge. Balancing the interests of breeders, farmers, and indigenous communities is crucial to ensure the sustainable use and conservation of germplasm resources.

2.2 Opportunities

1. Genetic Diversity for Crop Improvement: Plant germplasm provides a vast reservoir of genetic diversity that can be harnessed for crop improvement. Through the exploration and utilization of diverse germplasm, researchers can develop new crop varieties with improved traits, such as yield, disease resistance, and stress tolerance Tester et al. [3].
2. Advances in Genomics and Technologies: Rapid advancements in genomics, high-throughput sequencing, and molecular marker technologies offer unprecedented opportunities for plant germplasm research. These tools enable researchers to analyze and characterize germplasm collections more efficiently and comprehensively, facilitating targeted breeding efforts Lanteri et al. [2].
3. Trait Discovery and Gene Mining: Studying plant germplasm allows for the identification of novel traits and the discovery of genes underlying important agronomic characteristics. This knowledge can contribute to the development of crop varieties with enhanced productivity, nutritional value, and resilience to biotic and abiotic stresses.
4. Climate Change Adaptation: Plant germplasm research plays a crucial role in addressing the challenges posed by climate change. By identifying germplasm resources with traits that confer resilience to changing environmental conditions, researchers can develop climate-smart crops that are better adapted to future climates.
5. Collaboration and International Cooperation: International collaboration among gene banks, research institutions, and breeding programs is essential for sharing knowledge, resources, and germplasm. Collaborative efforts can accelerate research outcomes, improve germplasm conservation, and facilitate the exchange of genetic materials for crop improvement (Khawaja et al., 2023).

3. IMPORTANCE OF GENOPLASMICS IN CROP IMPROVEMENT

Plant germplasm resources play a pivotal role in crop improvement across various areas of research and cultivation. The initial green revolution succeeded by utilizing dwarf

germplasm sources in wheat (*Triticum aestivum*) and rice (*Oryza sativa*). Since then, the global recognition of collecting and preserving germplasm has grown, with over 6 million collections catalogued and conserved by 2001. However, yield growth has been limited despite extensive collection and conservation efforts. While the number of germplasm accessions continues to increase, the overall genetic diversity of cultivated lands has declined, and crop yields have plateaued. However, germplasm resources harbour substantial genetic diversity, so identifying valuable targets for marker-assisted selection (MAS) and transgenic breeding still needs improvement. These bottlenecks pose significant barriers to biotechnological solutions for enhancing crop productivity Jia et al. [4].

In the past two decades, plant genomics has made rapid progress. Genetic and physical maps have been constructed for significant crops, and complete genome sequences of *Arabidopsis thaliana* Fu et al. [5], rice (*Oryza sativa*), corn (*Zea mays*), soybean (*Glycine max*), and wheat (*Triticum aestivum*) have been published Wang et al. [6]. Despite these advancements, the impact on yield improvement has been modest. The main reason for this discrepancy is that genomic approaches typically focus on a limited number of accessions, while successful breeding maximizes allelic variation by utilizing multiple accessions simultaneously. To harness specific alleles, a novel integration of genomics, germplasm research, and crop breeding is required Jia et al. [4].

The combination of genomics and traditional genetics has given rise to various new disciplines, such as comparative genomics, bioinformatics, evolutionary genomics, and developmental genomics. Genome-based plant germplasm research, also known as genoplasmics or GPGR, represents the convergence of genome and germplasm research and offers insights into genome content and strategies. These strategies include: 1) detecting genomic diversity within germplasm, 2) conserving and safeguarding germplasm based on knowledge of genomic diversity, 3) utilizing diversity information to establish representative core collections (CCs), 4) enhancing germplasm through the use of CCs, and 5) discovering novel alleles/genes within CCs. These five components are interconnected and synergistic, providing a holistic understanding of plant germplasm Zou et al., [7]; Lanteri et al. [2].

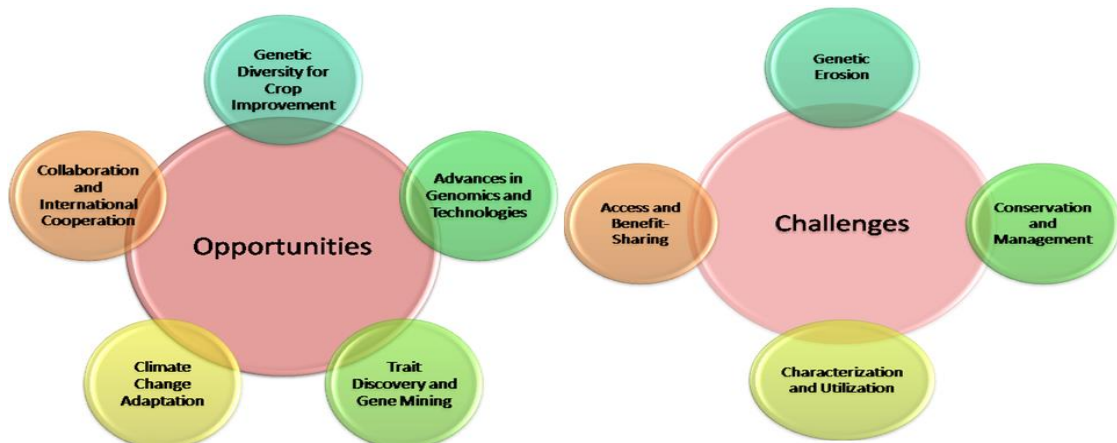


Fig. 1. Challenges and opportunities of plant germplasm in crop improvement

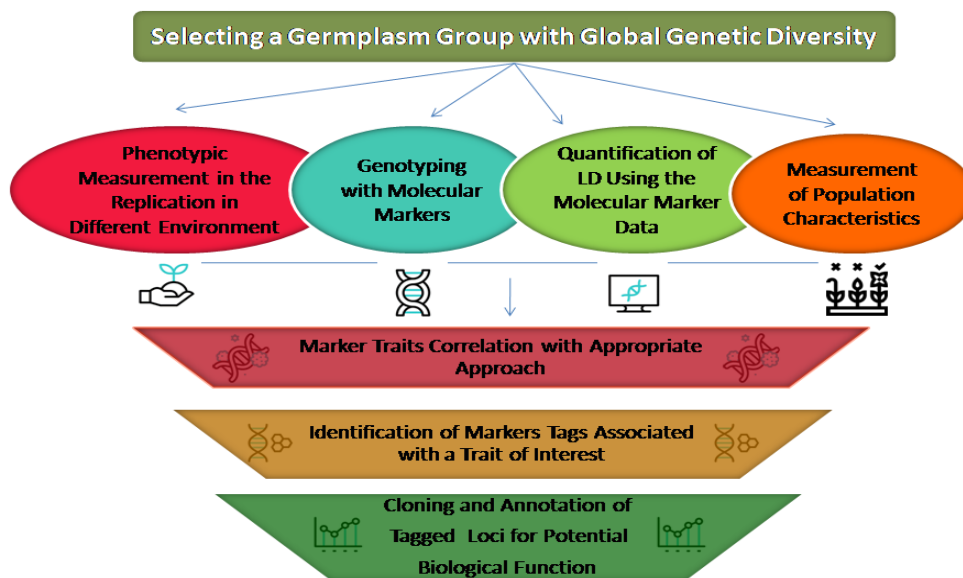


Fig. 2. Selecting a germplasm assemblage characterized by worldwide genetic variation

4. LEVERAGING GENOMIC DATA, A PLANT CORE COLLECTION WAS METICULOUSLY CRAFTED

The combination of genomics and traditional genetics has given rise to various new disciplines, such as comparative genomics, Hari et al. [1] developed a standardized approach for constructing core and mini core collections in plant germplasm research. This methodology involves the stratification of the entire collection based on taxonomic groups and country of origin. Accessions from neighbouring countries with similar agricultural climates are grouped together, resulting in reduced accessions within each group. Standard data eliminates scale differences and are then hierarchically

subordinated Hari et al. [8]) Ward's [9] clustering algorithm is employed, optimizing an objective function by minimizing the number of clusters and maximizing the sum of squares between them. Approximately 10 per cent of the accessions within each cluster are randomly selected for inclusion in the core collection. In cases with fewer than ten accessions in a cluster, at least one accession is included Hari et al. [1]. This approach's reliability was tested using measures such as mean, variance, Shannon-Weaver diversity index (H'), and feature frequency distribution. These measures were used to compare the entire collection with the core collection, ensuring that genetically controlled phenotypic associations were maintained Hari et al. [8].

A similar method was employed to create mini core collections, using the core collections as a basis. These mini-core collections underwent further evaluation for agronomic and nutritional properties, and the resulting data were subjected to statistical analysis as described above. The core and mini core collections have been successfully established for various crops, including chickpea, finger millet, foxtail millet, peanuts, pigeon pea, pearl millet, and sorghum. Additionally, core collections have been developed for barnyard millet, kodo millet, and little millet Hari et al. [1]; [8]. The core collection typically represents around 10 per cent of the accessions in the entire collection. In comparison, the mini core collection represents 1 per cent of the entire collection or 10 per cent of the accessions in the core collection. These collections aim to capture the diversity in the core and entire collections of a particular species preserved in a gene bank Vetriventhan et al. [10].

5. PROCESS OF GERMLASM ENHANCEMENT WAS REVOLUTIONIZED THROUGH THE INTEGRATION OF GENOMICS

Genomics-based germplasm enhancement involves using genomics tools and techniques to improve the quality and performance of plant germplasm Lanteri et al. [2]. It integrates genomic information with traditional breeding methods to enhance the efficiency and precision of crop improvement programs. By leveraging genomic data, genetic markers, and high-throughput genotyping, specific genes or genomic regions associated with desirable traits are identified and manipulated. Genome-wide association studies (GWAS) and marker-assisted selection (MAS) aid in discovering genomic regions or candidate genes responsible for desired traits and selecting plants with desired characteristics. Advanced genetic engineering techniques like CRISPR-Cas9 are employed to modify or introduce novel genes to enhance traits directly. This integration of genomics into germplasm enhancement efforts expedite the development of improved crop varieties with higher yields, resistance to pests and diseases, and adaptability to changing environmental conditions. Germplasm improvement is crucial for increasing breeding and genetic/genomic stock, and the Mini Core Collection (MCC) enrichment strategy helps address challenges related to genome conservation by combining the development of elite germplasm with variety improvement Lanteri et al. [2]. The resulting

multi-allelic genomic introgression lineage (GMA-IL) population inherits genetic diversity, serves as a platform for gene discovery and facilitates the integration of plant genomics, breeding, and germplasm research Zou et al. [7].

6. GENE DISCOVERY PROPELLED BY GENOMICS ADVANCEMENTS

Genomics-based gene discovery involves identifying and characterizing genes using genomics tools and techniques. It involves the analysis of genomic data to identify specific genes or genomic regions associated with particular traits or functions of interest. Genomics has revolutionized the field of gene discovery by enabling the study of entire genomes, including coding and non-coding regions, and providing insights into gene structure, regulation, and function. Genomics-based gene discovery involves sequencing the organism's genome, annotating genes, comparing genomes, studying gene expression, understanding gene function, and analyzing genomic data Lanteri et al. [2]. It has dramatically enhanced our understanding of genes, genetic variation, and molecular mechanisms underlying traits and diseases. This knowledge benefits areas like crop improvement and personalized medicine. Gene discovery methods include map-based, association-based, allele extraction, and relative genome-based approaches. The availability of diverse genomic technologies and populations like the CC has accelerated gene discovery and integration of genomics into germplasm research Lanteri et al. [2].

7. GENE DISCOVERY AND CLONING THROUGH MAP-BASED GENOMICS APPROACHES

In 1992, Arondel *et al.*, achieved a significant milestone in plant research by isolating a gene responsible for omega-3 fatty acid desaturation from Arabidopsis using map-based gene cloning Arondel et al. [11]. Since then, numerous agronomically essential genes, including 63 in rice, 17 in wheat, and 10 in maize, have been successfully cloned using this method Jia et al. [4]. Establishing genetic linkage maps for various crop species has provided a valuable framework for gene discovery. Gene mapping can infer allelic relationships and identify novel genes. Around 50% of genes have been identified through genetic mapping, and this approach is convenient for de novo gene discovery. Genetic mapping, especially using Introgression Lines

(ILs), has facilitated the identification of valuable genes from wild relatives or landraces. For instance, IL mapping in tomatoes led to the discovery of the *fw2.2* gene, contributing to increased fruit weight. While map-based gene discovery has been successful, it often taps into only a tiny fraction of the genetic diversity in germplasm collections Zhang et al. [12]. To overcome this limitation, the use of large numbers of mapping populations, particularly those derived from Core Collections (CCs), is a promising strategy Zou et al. [7]; Jia et al. [4]. Expanding reference genomes and advances in sequencing and genotyping techniques will further enhance the isolation of functional genes through map-based cloning.

8. UTILIZING GENOME-WIDE ASSOCIATION MAPPING, GENE DISCOVERY IS ACHIEVED THROUGH ASSOCIATION-BASED APPROACHES

Historically, linkage disequilibrium (LD) or genome-wide association studies (GWAS) have been widely utilized in medical genetics and have recently gained popularity in plant research due to the decreasing cost of sequencing and genotyping Yang et al. [13]. GWAS is particularly valuable in germplasm studies because it allows for the simultaneous testing of multiple allelic loci in populations with diverse phenotypes, enabling the assessment of numerous traits and providing high mapping resolution. This approach also allows for evaluating natural and artificial selection effects and discovering agronomically essential genes. Recent research has focused on LD in various major and minor crops, revealing species-dependent variations in LD decay. For example, autogamous species like rice and foxtail millet exhibit LD decay within approximately 100kb Zhang et al. [12], while allogamous species like maize display decay within 1kb. Genome-wide scans for selection signatures offer an alternative approach to identifying novel genes of agronomic importance, although gene function and phenotype relevance may be uncertain Zhang et al. [12]. Analysis of single nucleotide polymorphisms (SNPs) has suggested that around 2-4% of maize genes have experienced artificial selection, potentially impacting approximately 1200 genes in the maize genome. Resequencing analysis has identified 928 and 1106 candidate genes significantly affected by artificial selection during soybean domestication and genetic improvement, respectively Jia et al. [4]. GWAS analysis has also successfully identified specific

genes, such as *OsSPL13*, a grain-size gene in cultivated rice Yang et al. [13]. Advancements in GWAS include extreme-phenotype GWAS (XP-GWAS) for variant identification using pooled individuals from a diversity panel and bulked sample analysis (BSA) using extreme phenotypes from diverse populations Ritchie et al. [14]; Jia et al. [4]. The mixed linear model (MLM) or linear mixed model (LMM) is currently the preferred method for QTL detection, enabling analysis of large-scale omics data, including GxG, epistasis and GxE environment interaction effects, promptly Ritchie et al. [14]. Jia et al. [4] have implemented mixed linear models to simultaneously dissect various genetic effects in data sets containing up to 120,000 individuals.

9. GENE DISCOVERY ROOTED IN ALLELE MINING METHODOLOGIES

Genetic modifications in coding regions, introns, and promoters cause phenotypic variations. For instance, a single nucleotide change in *Rht1* leading to a stop codon results in dwarfism in wheat, contributing to the green revolution. Similarly, alterations in the promoter region, such as nucleotide substitutions, can give rise to phenotypes like *fw2.2*. Removing tagged sequences has facilitated the detection of allelic variations in germplasm collections. Resequencing and EcoTILLING are the main methods employed for allele mining. Resequencing has identified multiple allelic versions of genes like *RPP13* and *GmF3'H/GmF3'5'H* in *Arabidopsis* and soybean, respectively. EcoTILLING allows for efficient simultaneous detection of variations in many individuals and has been utilized for large-scale studies of genetic variation in species like *Populus trichocarpa*. EcoTILLING has been applied in rice to genotype accessions and discover allelic variations in essential salt-related genes Negrao et al. [15]. Developing NILs and GMA-IL is underway to enhance allele mining efficiency, enabling large-scale exploration of germplasm collections.

10. GENE DISCOVERY FACILITATED BY COMPARATIVE GENOMICS ANALYSES

Comparative genomics is a field that compares gene structure, sequence, and function across different organisms Jia et al. [4]. Two approaches are used for gene discovery in comparative genomics. The first approach utilizes comparative genetic mapping to guide map-

based cloning, leading to the identification of genes like *Vrn1*, *Vrn2*, *Ph1*, and *Rpg1* in wheat and barley Jia et al. [4]. The second approach relies on the knowledge of gene function and sequence in a model species, leading to the isolation of genes such as *Rht1* and *Rht2* in wheat Jia et al. [16]. Comparative genomics has revealed that genes involved in disease resistance often share similar structures, with families like NBS-LRR, LRR-TM, PK, and LRR-TM-PK being recognized Negrao et al. [15]; Jia et al. [16]. The candidate gene approach based on conserved motifs in these families has been successful in cloning disease-resistant genes. However, this approach may only sometimes yield novel genes Negrao et al. [15]. Functional divergence detection is expected to play a more significant role in future comparative genomics-based gene discovery Jia et al. [4]. Interspecific comparisons using data from multiple genome sequencing projects have been valuable for improving gene annotations, automating annotation processes, and identifying novel coding regions, splice variants, microRNA precursors, and small peptide-encoding open reading frames. These extrinsic strategies combine gene prediction, expression, and homology data to identify conserved gene candidates Cibrian et al. [17].

11. ENHANCING GERMLASM THROUGH COMPREHENSIVE PANOMICS STRATEGIES

PANOMICS integrates various data types, such as genome, RNA, proteins, metabolites, and phenome, to create models for predicting complex traits Lanteri et al. [2]. This approach helps reduce false positives and improves genotype-phenotype predictions compared to single data sources alone. Three strategies based on high-throughput technologies are employed: (1) combining genome selection with environment-dependent PANOMICS analysis and deep learning to enhance the accuracy of trait performance prediction using markers, (2) utilizing PANOMICS at sub-tissue, cellular, and sub-cellular levels to gain insights into the functions of selected markers, and (3) integrating PANOMICS with genome editing and speed breeding techniques for efficient large-scale validation of trait-specific precision breeding Weckwerth et al. [18]. An important example of PANOMICS application is the successful development of submergence-tolerant rice varieties through marker-assisted backcrossing, explicitly targeting the SUBMERGENCE 1

(SUB1) locus from FR13A into modern high-yielding rice varieties Balley et al. [19].

12. UTILIZING METABOLIC GWAS FOR ADVANCING GERMLASM ENHANCEMENT Weckwerth et al. [18]

Combining genome comprehensive association studies (GWAS) with metabolomics has become valuable for investigating crop plants' genetic and biochemical factors (Weckwerth *et al.*, [18]). By analyzing intermediate traits that reflect the plant's biochemical and physiological status, researchers can gain insights into the genetic determinants in the vast range of intraspecific variation Keurentjes et al. [20]. This strategy has been facilitated by advancements in high-throughput mass spectrometry-based analytical platforms (GC-MS/LC-MS) and genome sequencing technologies Yang et al. [13]. Initially applied in *Arabidopsis thaliana*, GWAS combined with metabolomics (mGWAS) Weckwerth et al., [18]; Chan et al. [21]; Czembor et al. [22] has been extended to numerous crop species. A recent study by Li et al. [23] identified 65 primary metabolites in different tissues with distinct patterns Jie et al. [24]. They examined 350 quantitative trait loci (QTLs) associated with these metabolites Fang et al. [25], which were unevenly distributed across the genome and included two QTL hotspots Weckwerth et al. [18]. mGWAS, focusing on individual metabolite content and ratios under varying conditions, not only enhances our understanding of metabolic diversity in response to changing environments Yang et al. [13], but also aids in identifying key regulators involved in stress responses (both biotic and abiotic) Weckwerth et al. [18].

13. LEVERAGING PANOMICS-GUIDED GENOME EDITING TO ACHIEVE PRECISION BREEDING, ENHANCING BOTH CLIMATE RESILIENCE AND NUTRITIONAL VALUE WITHIN GERMLASM Weckwerth et al. [18]

Genome editing technologies Weckwerth et al. [18]. have revolutionized the precise manipulation of genomic sequences, enabling various modifications such as point mutations, gene knockouts, gene activation or repression, and epigenetic changes. These advancements, combined with integrating PANOMICS and genome editing tools, hold great potential for developing precision breeding Lanteri et al. [2]. By employing genome editing, it becomes

possible to understand the genetic basis of different phenotypic groups at the population level, analyzing multiple target genes in parallel to study the loss of function and resulting trait alterations. Combining genome editing and speed breeding approaches further facilitates the validation of incorporated genes without complex in vitro manipulations Kamburova et al. [26]. An essential application of PANOMICS in germplasm collections is improving crop nutritional value Weckwerth et al. [18] and balancing stress resistance and productivity. This can be achieved by integrating multi-omics

characterization, considering the production of proteins, carbohydrates, fats, vitamins, minerals, and genomic selection Weckwerth et al. [18]. Moreover, this approach could enhance the production of other cereal crops like wheat, sorghum, and pearl millet, developing elite lines and improving existing germplasm for enhanced stress tolerance and nutritional value Vetriventhan et al. [10]. However, the successful implementation of precision breeding relies on developing improved infrastructure, adherence to ethical norms, and establishing more powerful computational tools as routine resources.

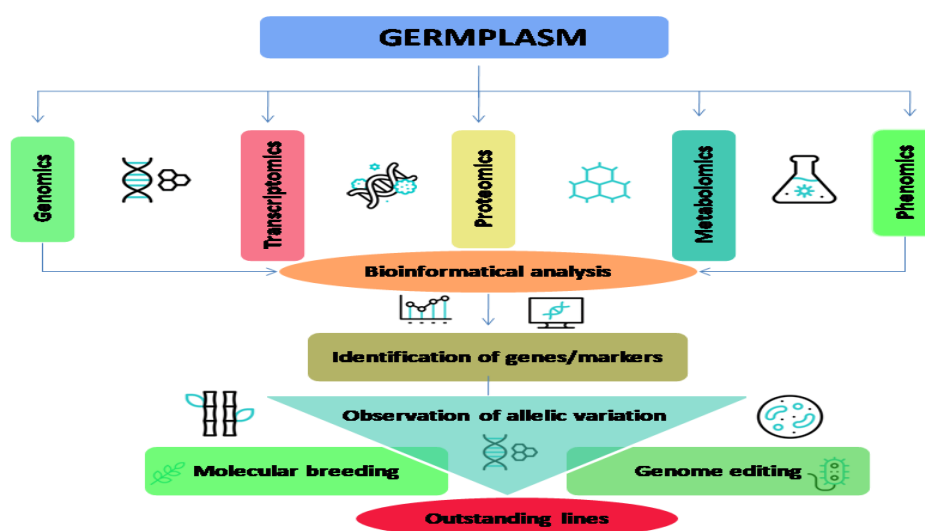


Fig. 3. Utilizing diverse omics methodologies to cultivate exceptional lineages

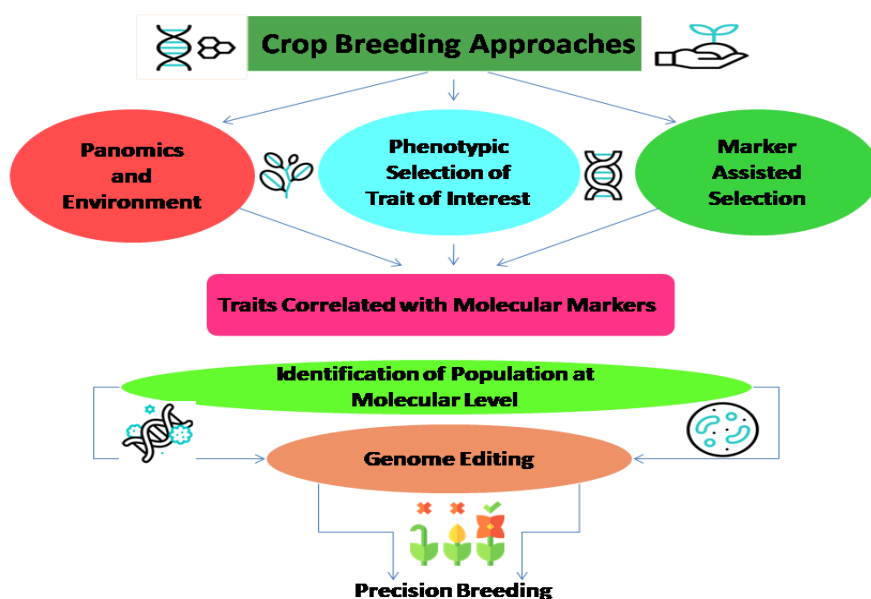


Fig. 4. Strategies in crop breeding employed to achieve precision in genetic improvement

14. DNA BANKS PLAY A PIVOTAL ROLE IN ENABLING THE UTILIZATION OF GENOMICS IN PLANT GERmplasm APPLICATIONS Kole [27]

DNA banks play a crucial role in facilitating the application of genomics to plant germplasm by providing access to many plant accessions for high-throughput analysis of plant genomes (Kole, [27]). These banks make DNA from diverse plant materials readily available, enabling gene discovery and marker identification in germplasm collections. The availability of genetically diverse material is essential for gaining insights into within-species diversity and improving our understanding of plant genetic resources Vetriventhan et al. [10]. Marker discovery, made possible through DNA banks, is precious for managing, sustainable utilization, and conservation of various species. Additionally, markers can be utilized to enhance breeding programs and, in some instances, for biotechnological applications Kamburova et al. [26]. It is essential to have internationally coordinated efforts to develop and maintain DNA collections, ensuring their continual growth as a crucial resource for plant biology. DNA banks play a crucial role in facilitating the application of genomics to plant germplasm by providing access to many plant accessions for high-throughput analysis of plant genomes [27]. These banks make DNA from diverse plant materials readily available, enabling gene discovery and marker identification in germplasm collections. The availability of genetically diverse material is essential for gaining insights into within-species diversity and improving our understanding of plant genetic resources Vetriventhan et al. [10]. Marker discovery, made possible through DNA banks, is precious for managing, sustainable utilization, and conservation of various species. Additionally, markers can be utilized to enhance breeding programs and, in some instances, for biotechnological applications Kamburova et al. [26]. It is essential to have internationally coordinated efforts to develop and maintain DNA collections, ensuring their continual growth as a crucial resource for plant biology.

15. EMPLOYING MOLECULAR MARKERS TO PROFILE AND SAFEGUARD CROP PLANT GERmplasm DIVERSITY [28]

The advent of genomic DNA-based marker assays has dramatically transformed our ability

to characterize genetic variation and facilitate genetic selection in crop plants [28]. Molecular markers have emerged as highly effective and reliable tools for studying genome architectures and investigating gene polymorphisms in crops [28]. Techniques such as RFLP and PCR-derived markers have found extensive applications in plant genetics and breeding, enabling the mapping of Mendelian genes and QTLs Zhang et al. [12]. By utilizing molecular markers, it becomes possible to identify the presence of valuable traits, genes, and alleles, which helps inform decisions regarding the multiplication of accessions and maintenance of seed stocks to meet the anticipated demand for plant materials [28]. Implementing molecular markers for characterizing and conserving genetic resources allows for adding genotypes with known and beneficial genes and alleles into core collections, thereby enhancing their value and usability for breeders. A novel approach that holds promise is the establishment of collections based on the knowledge of valuable genes and traits, enabling more targeted and valuable utilization of crop plant germplasm resources Kamburova et al. [26]; [29].

16. CONCLUSION

The progress in plant genomics has opened up exciting avenues for studying plant germplasm, leading to the introduction of GPGR or genoplasmics to describe this fusion. As genomics advances rapidly, it will soon be necessary to sequence the complete genomes of numerous crucial plant species. Additionally, functional genomics is expected to provide valuable insights into genetic functions. Mapping populations, particularly NIL and CC-IL, have been developed from germplasm, contributing to gene discovery and the preservation of diversity Vetriventhan et al. [10]. The 21st century is characterized by significant advancements in life sciences, with omic technologies such as genomics, transcriptomics, proteomics, and metabolomics leading the way. Integrating these omic technologies with germplasm will give rise to novel plasmic technologies such as metaboloplasmics and proteoplasmics. Omics technology is widely employed in various domains, including human, microbial, and animal studies, and its continued progress will drive further research in plant germplasm. We can envision a future where our understanding of plant germplasm becomes more profound and comprehensive, enabling efficient collection, utilization, and storage in agricultural gene

banks. These will bring immediate and long-term benefits to humanity.

COMPETING INTERESTS

Authors have declared that no competing interests exist.

REFERENCES

1. Hari D, Upadhyaya, Pundir RPS, Gowda CLL, Gopal Reddy V, Singh S. Establishing core collection of foxtail millet to enhance the utilization of germplasm of an underutilized crop. *Plant Genetic Resources*; 2008.
2. Lanteri S, Barcaccia G. Molecular markers based analysis for crop germplasm preservation. In: Ruane J, Sonnino A. *The role of biotechnology in exploring and protecting agricultural genetic resources*, FAO, Rome. 2006;55-66.
3. Tester M, Langridge P. Breeding technologies to increase crop production in a changing world. *Science*. 2010;327:818–822.
4. Jia J, Li H, Zhang X, Li Z, Qiu L. Genomics-based plant germplasm research (GPGR). *The Crop Journal*. 2017; 5(2):166-174.
5. Fu J, Keurentjes JJ, Bouwmeester H, America T, Verstappen FW, Ward JL, Beale M H. System-wide molecular evidence for phenotypic buffering in *Arabidopsis*. *Nat. Genet*. 2009;41:166-167.
6. Wang Z, Miao L, Chen Y, Peng H, Ni Z, Sun Q, Guo W. Deciphering the evolution and complexity of wheat germplasm from a genomic perspective. *Journal of Genetics and Genomics*; 2023.
7. Zou C, Wang PX, Xu YB. Bulk sample analysis in genetics, genomics and crop improvement. *Plant Biotechnol. J*. 2016; 10:1941–1955.
8. Hari D. Upadhyaya., Devvart Yadav, Naresh Dronavalli, Gowda CLL, Sube Singh. Mini core germplasm collections for infusing genetic diversity in plant breeding programs. *Electronic journal of plant breeding*. 2010;1(4):1294-1309.
9. Ward HH. Hierarchical grouping to optimize an objective function. *Journal of the American Statistical Association*. 1963;58:236-244.
10. Vetriventhan M, Vania CR, Azevedo HD, Upadhyaya A, Nirmalakumari et al. Genetic and genomic resources, and breeding for accelerating improvement of small millets: Current status and future interventions. *The Nucleus*; 2020.
11. Arodel V, Lemieux B, Hwang I, Gibson S, Goodman HM, Somerville CR. Map-based cloning of a gene controlling omega-3 fatty acid desaturation in *Arabidopsis*. *Science*. 1992;258:1353–1355.
12. Zhang FT, Zhu ZH, Tong XR, Zhu ZX, Zhu J. Mixed linear model approaches of association mapping for complex traits based on omics variants. *Sci. Rep*. 2015;5:10298.
13. Yang JL, Jiang HY, Yeh CT, Yu JM, Jeddelloh JA, Nettleton D, Schnable PS. Extreme-phenotype genome-wide association study (XP-GWAS): A method for identifying trait-associated variants by sequencing pools of individuals selected from a diversity panel. *Plant J*. 2015;84:587–596.
14. Ritchie MD, Holzinger ER, Li RW, Pendergrass SA, Kim D. Methods of integrating data to uncover genotype-phenotype interactions. *Nat rev Genet*. 2015;16:85-97.
15. Negrao S, Almadanim MC, Pires IS, Abreu IA, Maroco J, Courtois B, Gregorio GB, McNally KL, Oliveira MM. New allelic variants found in key rice salt-tolerance genes: An association study. *Plant Biotechnol. J*. 2013;11:87-100
16. Jia JZ, Gao LF, Zhao GY. Crop genomics and crop science revolutions. *Sci. Agric. Sin*. 2015;48:3316–3332.
17. Cibrian-Jaramillo A, De la Torre-Barcena JE, Lee EK, Katari MS, Little DP, Stevenson DW, De Salle R. Using phylogenomic patterns and gene ontology to identify proteins of importance in plant evolution. *Genome biology and evolution*. 2010;2:225-239.
18. Weckwerth W, Ghatak A, Bellaire A, Chaturvedi P, Varshney RK. PANOMICS meets germplasm. *Plant Biotechnology Journal*. 2020;18(7):1507-1525.
19. Balley-Serres J, Fukao T, Ronald P, Ismail A, Heuer S, Mackill D. Submergence tolerant rice: SUB1's Journey from landrace to modern cultivar. *Rice*. 2010;3(2):138-147.
20. Keurentjes JJ. Genetical metabolomics: Closing in on phenotypes. *Curr. Opin.Plant Biol*. 2009;12:223-230.
21. Chan EK, Rowe HC, Hansen BG, Kliebenstein DJ. The complex genetic architecture of the metabolome. *Plos Genet*. 2010;6: 1001198.

22. Czembor JH, Czembor E, Krystek M, Pukacki J. Agro genome: Interactive genomic-based web server developed based on data collected for accessions stored in polish Genebank. *Agriculture*. 2023;13(1):193.
23. Li K, Wen W, Alseekh S, Yang X, Guo H, Li W, WWang L. Large-scale metabolite quantitative trait locus analysis provides new insights for high-quality maize improvement. *Plant J*. 2019;99(2):216-230.
24. Jie Luo. Metabolite-based genome-wide association studies in plants. *Curr Opin Plant Biol*. 2015;24:31-38.
25. Fang CY, Fernie AR, Luo J. Exploring the diversity of plant metabolism. *Trends Plant Sci*. 2019;24:83-98.
26. Kamburova VS, Nikitina EV, Shermatov S E, Buriev ZT, Kumpatla SP, Emani C, Abdurakhmonov IY. Genome editing in plants: an overview of tools and applications. *Int J. Agronomy*. 2017;1-15.
27. Kole C. *Genomics and breeding for climate-resilient crops*. New York: Springer. 2013;441.
28. Varshney RK. Gene-based marker systems in plants: high throughput approaches for marker discovery and genotyping. *Molecular Techniques in Crop Improvement: 2nd Edition*. 2009;119-142.
29. Weckwerth W. Green systems biology from single genomes, proteomes and metabolomes to ecosystems research and biotechnology. *J Proteomics*. 2011;75:284-305.

© 2023 Saha et al.; This is an Open Access article distributed under the terms of the Creative Commons Attribution License (<http://creativecommons.org/licenses/by/4.0>), which permits unrestricted use, distribution, and reproduction in any medium, provided the original work is properly cited.

Peer-review history:
The peer review history for this paper can be accessed here:
<https://www.sdiarticle5.com/review-history/107239>